

THE FROG PRINCE

Early years





INTRODUCTION

In this document you'll find pre and post activities related to the story of *The Frog Prince*, to do before and after having been to the theatre. The activities aim to help children engage with the story and its characters in an active way, while learning fundamental values such as friendship, trust, and honesty.

We encourage teachers to select and adapt the activities that best suit the needs, interests, and characteristics of their class group.

OBJECTIVES

- To introduce students to the language and experience of theatre as an artistic and cultural expression.
- To develop important values such as empathy, friendship, and trust.
- To actively participate in activities related to the story *The Frog Prince*.
- To learn English vocabulary related to the story through writing, conversation, and storytelling activities.
- To spark curiosity and encourage an interest in reading stories in different languages.



PRE THEATRE ACTIVITIES

Once upon a time, in a magical kingdom, there was a princess who loved to play. She had toys and games, but she wished she had a friend to share them with.

In the same land, there was a prince who was selfish and had been changed into a frog by a wizard's spell. One day, the princess lost her golden ball in the lake. The frog jumped into the water and brought it back. But the princess did not want to be his friend, and the frog felt very sad.

The king reminded the princess that promises must be kept. She thought about it, said sorry to the frog, and decided to be his friend.

At that moment, the spell was broken. The frog became a prince again, and together they learned that the greatest magic is friendship.

1. Complete the names of the things that appear in the story.

Write the word.



P _ _ N _ _ _ _



_ A L _



_ R _ G



W _ Z _ R _




2. In this story, a prince turns into a frog because he wasn't kind to his friend.
Which of these pictures show someone not being kind to a friend?
Circle them and say why.





4. Move and play

The little princess is bored playing alone. She wants a friend to play with. Can you colour these actions and try to do them?



LAUGH



PLAY



RUN



JUMP



SING



SWIM



LOOK FOR THE BALL



DANCE




SLEEP



5. Draw how you think the prince will be when he is not a frog anymore.




6. Find the seven differences.







7. Match each body part with its shadow.



BODY



MOUTH


FACE


HAND



EAR













8. Draw your favourite character from the story and say why you like them.




POST THEATRE ACTIVITIES

9. Now that you have seen the play, let's talk about these questions together:

- Why did the wizard make the prince a frog?
- How does the princess feel when she plays alone?
- Why does the princess lie to her parents?
- Do you remember how the story ends? Would you change it?


10. Put the story scenes in the right order.







11. Draw your animal.

If you were the wizard, what animal would the prince be?





12. Counting. Look at everything the fisherman caught and count how many there are.





13. Circle all the things that live in the sea.





14. In the last activity, we saw that the fisherman caught things that are not from the sea.


- a) How did he catch them?
- b) Who threw them into the sea? Why?

Talk about it with the whole group.

15. Make a poster to explain to students at school where to put the rubbish in the bin. You can also share it with your family.



16. Draw. Finish the drawing of each animal.





17. The little princess and the frog feel different emotions. Look at the sentences and circle the right face.

a) The princess loses her ball.



b) The frog becomes a prince.



c) The princess plays with the frog.



d) The princess shouts at the frog.



e) The frog finds the princess's ball.





18. Draw your favourite part of the story.



www.transeduca.com
info@transeduca.com
911 138 140 / 934 740 002