

THE FROG PRINCE

Primary

Teacher's Guide





INTRODUCTION

In this document you'll find pre and post activities related to the story of *The Frog Prince*, to do before and after having been to the theatre. These activities aim to help children engage with the story and its characters in an active way, while learning fundamental values such as friendship, trust, and honesty.

We encourage teachers to select and adapt the activities that best suit the needs, interests, and characteristics of their class group.

OBJECTIVES

- To introduce students to the language and experience of theatre as an artistic and cultural expression.
- To develop important values such as empathy, friendship, and trust.
- To actively participate in activities related to the story *The Frog Prince*.
- To learn English vocabulary related to the story through writing, conversation, and storytelling activities.
- To spark curiosity and encourage an interest in reading stories in different languages.



PRE THEATRE ACTIVITIES

Once upon a time, in a magical kingdom, there was a princess who loved to play. She had toys and games, but she wished she had a friend to share them with.

In the same land, there was a prince who was selfish and had been changed into a frog by a wizard's spell. One day, the princess lost her golden ball in the lake. The frog jumped into the water and brought it back. But the princess did not want to be his friend, and the frog felt very sad.

The king reminded the princess that promises must be kept. She thought about it, said sorry to the frog, and decided to be his friend.

At that moment, the spell was broken. The frog became a prince again, and together they learned that the greatest magic is friendship.

1. Complete the names of the things that appear in the story.

Write the word.



P R I N C E S S



B A L L



F R O G



W I Z A R D



2. In this story, a prince turns into a frog because he wasn't kind to his friend.
Which of these pictures show someone not being kind to a friend?
Circle them and say why.




- 3. Find and circle all the prince and princess crowns you can see. Write what your perfect crown would look like.**





4. Move and play

Write what each character is doing under the picture. I can...



LAUGH



PLAY



RUN



JUMP



SING



SWIM



**LOOK FOR THE
BALL**



DANCE




SLEEP



- 5. Draw how you think the prince will be when he is not a frog anymore and write a short description.**



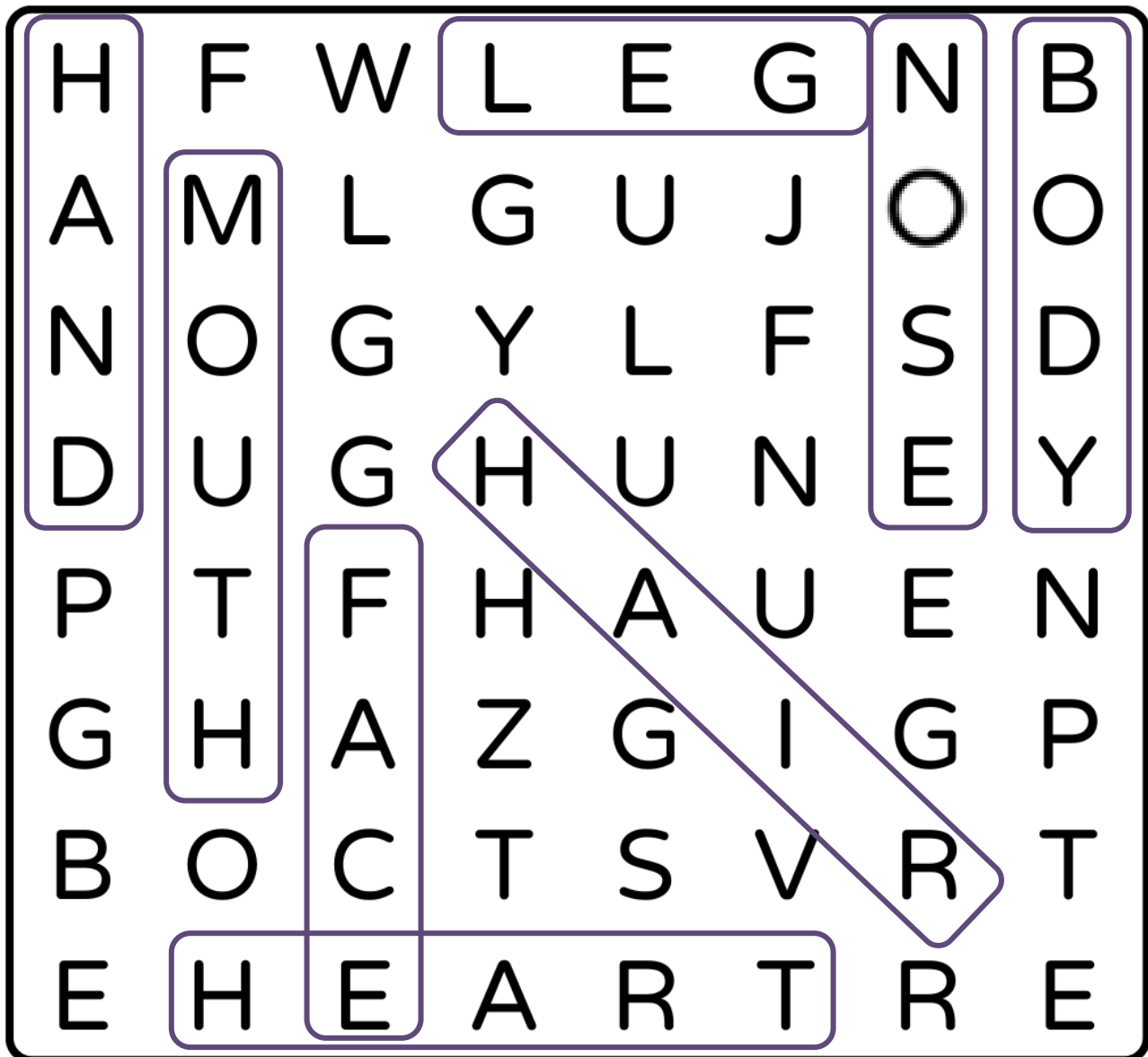
6. Find the seven differences.





7. Find the following body parts in this word search:

HAND – LEG – NOSE – HAIR – HEART – BODY – MOUTH – FACE





8. Draw your favourite character from the story and say why you like them.

9. Make an invitation to go to the theatre. Now you know all the characters in the story. Do you want to come to the theatre? Make your own invitation to the theatre.



POST THEATRE ACTIVITIES

10. Now that you have seen the play, in groups, discuss these questions:

- Why did the wizard make the prince a frog?

.....

- How does the princess feel when she plays alone?

.....


- Why does the princess lie to her parents?

.....

- Do you remember how the story ends? Would you change it?

.....

11. Put the story scenes in the right order.



4

6

5

3



1

2



12. Draw your animal.

If you were the wizard, what animal would the prince be? Draw your animal and write a short description.


.....

.....

.....

.....


.....





13.Counting. Look at everything the fisherman caught and count how many there are.

8



2



6



3



1



5



7



4





14. Circle all the things that live in the sea.





15. In the last activity, we saw that the fisherman caught things that are not from the sea.

a) How did he catch them?

.....

b) Who threw them into the sea? Why?

.....

Write a short explanation of what you think, then share it with your classmates.

.....
.....
.....
.....
.....

16. Make a poster to explain to all students at school where to put the rubbish in the bin. You can also share it with your family.



17. Imagine your mum or dad tells you that you can go to your best friend's birthday party if you help at home. You help, but then they don't keep their promise.

a) How do you feel?

.....

.....

.....

.....

b) What do you say?

.....

.....

.....

.....

c) Is it okay to not keep promises? Why?

.....

.....

.....

.....



18. The little princess and the frog feel different emotions. Look at the sentences and circle the right face.

a) The princess loses her ball.



b) The frog becomes a prince.



c) The princess plays with the frog.



d) The princess shouts at the frog.




e) The frog finds the princess's ball.

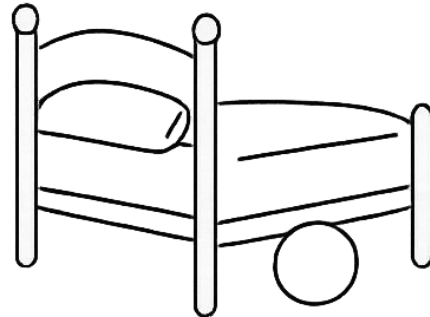





19. Where is the ball? Write the correct preposition: **ON – IN – UNDER – NEAR**




The ball is **on** the table.



The ball is **under** the bed



The ball is **in** the basket.



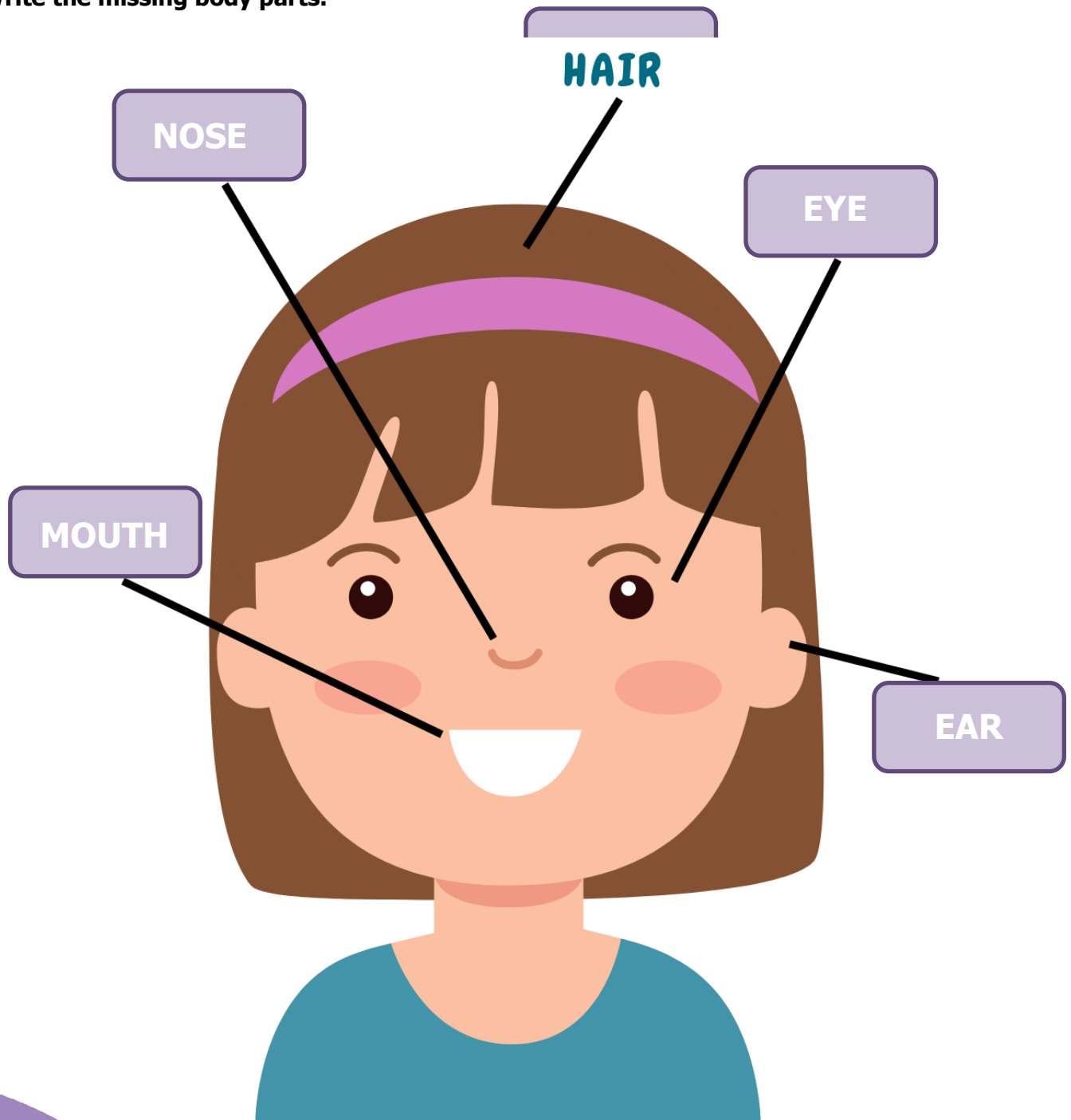
The ball is **near** the sofa.



The ball is **in** the lake.



20. Write the missing body parts.





21. Draw your favourite part of the story.



www.transeduca.com

info@transeduca.com

911 138 140 / 934 740 002